



# CLASSICAL PREP 12th GRADE SUMMER WORK

Dear Classical Prep Families,

**Welcome to summer!!** You and your scholar have worked so hard and have more than earned the playful, relaxing memories that, we hope, will fill the next few months. We know that the summer will bring lots of questions—we look forward to answering them when we meet you closer to the beginning of the school year. In the meantime, enjoy your time together and focus on your summer assignments! Here comes senior year!

## Why Summer Work?

At Classical Prep, we want to make sure that our scholars maintain the strongest hold on the academic growth they've attained this year, in addition to arriving in August prepared for a successful year. To achieve that goal, we ask that scholars and families partner with us to ensure that each scholar sets aside time, throughout the summer, to practice the skills they've learned. We also want them to stretch and master skills that might not already be mastered but that are necessary for their success.

**READING:** Choose one of the options and complete the annotation assignment.

**AP CLASSES:** IF you are enrolled in an AP class, please follow the directions on the following page for the class you are participating in.

## How Much Time Will It Take?

We do not expect scholars to work all day, or even all summer, on these assignments. However, we do want them to practice over time, so cramming all of the assignments in at the end of the summer is NOT what we recommend. Develop a schedule and routine that allows your child to work for 30-60 minutes a day, consistently, throughout the summer.





## When Is It Due?



Both the reading and the math summer work will be due on the first day of school (Monday, August 11, 2025). Each section will be counted as a grade and all ELA classes will be using the summer work as a key component of the essay assignment that will be completed in Week 1. ALL STUDENTS WHO ENROLL BEFORE AUGUST 1ST ARE RESPONSIBLE FOR THESE ASSIGNMENTS BY THE FIRST DAY OF SCHOOL. If you enrolled after August began, you will have a two week extension to complete the summer reading & math packet

**Enjoy your summer!** We are so excited to meet you and start an amazing new school year in August! If you have any questions or concerns, please reach out to [summerbridge@classicalprep.org](mailto:summerbridge@classicalprep.org).

# CLASSICAL PREP 12th GRADE: READING

We recommend that you purchase a copy of the text(s) so that scholars can easily annotate and use the text in class.

<b>12th Grade</b> <b>Theme:</b> Discovering and deciding upon one's place in society and relationships <b>Focus:</b> British Literature and Drama			
<b>This version is REQUIRED for ALL Rising 12th Graders</b>	Scholars who are taking <b>AP Literature and Composition</b> also need to <b>select ONE (1) book</b> from the list below.		
<u>Jane Eyre</u> by Charlotte Bronte ISBN: 978-0-393-26487-6	<u>Pride and Prejudice</u> by Jane Austen	<u>Heart of Darkness</u> by Joseph Conrad	<u>Othello</u> by William Shakespeare
			

Scholars who are taking <b>AP European History</b> are <b>REQUIRED</b> to read the following <b>two</b> books	
<u>The Prince</u> by Niccolò Machiavelli	<u>Brunelleschi's Dome: How a Renaissance Genius Reinvented Architecture</u> by Ross King
	



# CLASSICAL PREP UPPER SCHOOL SUMMER READING

## Annotation Assignment Guidelines & Directions

The primary summer reading assignment for Upper School scholars is to thoughtfully read and annotate their chosen text. We recommend that scholars purchase a copy of the book so that they can annotate directly into the text.

**PLEASE NOTE:** If purchasing the novel is not possible, scholars may record their annotations and thoughts onto lined notebook paper, with page numbers, quotes, and annotations listed for each entry. The expectations and rubric for the assignment will be the same, whether or not the annotations are done on paper or in the text.

### Guidelines & Directions:

- In each chapter, highlight at least two (separate) sentences that you find intriguing or thought-provoking OR that lead you to a question about the text.
- For **each** of these highlighted selections, include an annotation (written in the margin) to remind yourself why you highlighted those selections.
- Annotations may focus on any of the following:
  - Location of important plot or character information
  - A place where you learned something new about a character, about life, or about the story
  - A passage that leads you to a question (including vocabulary words!)
  - A description, a development, or a plot point that you found interesting
  - A passage that you thought was well-written or beautiful
  - A moment that made you wonder, prompted curiosity, or made you want to read it again
  - How characters either demonstrate or do not demonstrate the 10 Habits of CPS
  - **ANY** moment where you felt passionately about what you reading—think about these as “talk back” times, when you want to shout at the character or tell them to do something or cheer them on
- Annotations do NOT need to be complete sentences, but you should be able to look back at them and know what you were thinking in that moment.
- **Make sure that your name is in your book, as you will be expected to turn in the annotated book on the first day of school.**

Your annotations will be your grade for your summer assignment and will help you during class discussions and writing activities. The rubric for the Annotation Assignment can be found in this packet.

## CPS Summer Reading Annotation Assignment Rubric

<b>Student's Name:</b>			
<b>Student's Grade:</b>		<b>Teacher:</b>	
<b>Assignment Submitted:</b>	<u>ON TIME</u> August 11, 2025	<u>LATE</u> August 13, 2025	<u>VERY LATE</u> August 15, 2025
<b>Selected Book:</b>			

Annotations Rubric					
Chapter	Two (2) Highlighted Sentences	Annotations in Margin	Chapter	Two (2) Highlighted Sentences	Annotations in Margin
1			21		
2			22		
3			23		
4			24		
5			25		
6			26		
7			27		
8			28		
9			29		
10			30		
11			31		
12			32		
13			33		
14			34		
15			35		
16			36		
17			37		
18			38		
19			39		
20			40		
<b>TOTAL POINTS</b>	_____/100	<b>NOTES:</b>			