

Rising Kindergarten Summer Work 2023



Dear Parents/Guardians,

Among all the joyful relaxing, playing, and memory making that comes with summer break, it is important that we keep our minds and hearts strong and active!

We are excited to present to you the CPS Summer Work requirements for both reading and math for your rising kindergartener. The purpose of summer work at Classical Prep is to ensure mastery of skills taught throughout the previous school year, dive into great literature, and ensure and accelerate math skills. Ultimately, we want to provide this enrichment summer work to support the continued academic growth and success of our scholars. We can't wait to see how well they do in kindergarten!

Reading Requirement: Directions can be found on pages 2-4

Math Requirement: Math number tracing packet, numbers 0-9 and counting, on pages 6-26

- Parents, please help your child in using their best and neatest kindergarten writing as he/she traces the numbers. Also, practice saying the numbers aloud, and feel free to give real life examples of the number being traced. All this practice will help with learning number sense!

Time Requirement

Summer work will not take the entire day, nor the entire summer. It may be helpful to work with your child to develop a schedule/routine in which he/she will be able to work on the assignments over the entire summer. When we think about mastery, we often say, “meaningful practice over time.” Therefore, it is not advised that you cram the assignments all in at the end of the summer.

Scheduling Example: Pick a four to six week block of time, pick four days in each of those weeks to allocate time to summer work, 20 minutes for reading and 10 minutes for math. For example, you could pick the first four weeks in June, Monday through Thursday. Maybe work on reading in the morning for 20 minutes, and math in the afternoon for 10 minutes. Make the schedule work for you and your family. The key is to try to be consistent in the routine.

Both the reading and math summer work will be due on the first day of school (Thursday, August 10th). The reading assignment will be counted as a language arts homework assignment, and the math will be counted as a math homework assignment. Scholars who enroll after July 31st, 2023 are excused from this assignment (although we highly recommend reading the novels and practicing math facts regardless!).

We hope you have an enjoyable summer, and we can't wait to see you in August!

With love,
The Kindergarten Teachers at CPS

Rising Kindergarten Summer Reading 2023

Each rising kindergarten scholar is required to read the assigned stories. Parents/Guardians should read these stories aloud to their child. Then, using the scholar's **favorite** story, help your child complete the accompanying assignment.

REQUIRED READING (We've included the links for purchase should you want to add them to your family's personal library.)
<i>Curious George</i> by H.A. Rey <i>Guess How Much I Love You</i> by Sam McBratney <i>Officer Buckle and Gloria</i> by Peggy Rathman <i>The Relatives Came</i> by Cynthia Rylant

If scholars would like to read additional books, several suggestions are listed below.

Novel	Author
<i>Runaway Bunny</i>	Margaret Wise Brown
<i>The Original Mother Goose</i>	Blanche Fisher Wright
Selections from <i>The Complete Tales of Winnie the Pooh</i>	A.A. Milne

Here is a wonderful list of questions you can ask your child as they read with you. Asking these questions often spark fruitful conversations! [Compelling Questions to Ask Your Reader](#)

Rising Kindergarten Reading Assignment:

We are so excited for our scholars to read these wonderful stories alongside their families! Everyone is sure to enjoy these timeless tales!

IMPORTANT DIRECTIONS: Parents/Guardians, please read these stories aloud to your rising Kindergartener. Please help them understand directions and the questions of the assignment. Furthermore, please write your child's answer to the asked question in the given textbox on page 4.

Please help your child to do the following:

- Put the scholar's name and the due date (08/10/23) on the rubric.
- Gather crayons or colored pencils to draw the picture.
- Encourage neatness and the best drawing they can produce.

Name: _____

Scholar Name

Date: _____

Rising Kindergarten Summer Reading Rubric 2023

Before submitting your assignment, please print out this rubric and attach it to your work.

Staple the packet together with the rubric on top. The scholar and a parent should sign below after the work is completed, indicating that this work is the scholar's.

Submit the following on the first day of school:

- Signed Rubric = pg. 3
- Answer Sheet = pg. 4

TEACHER NOTES/COMMENTS:


_____/
 25 total
 points

Scholar's Signature: _____

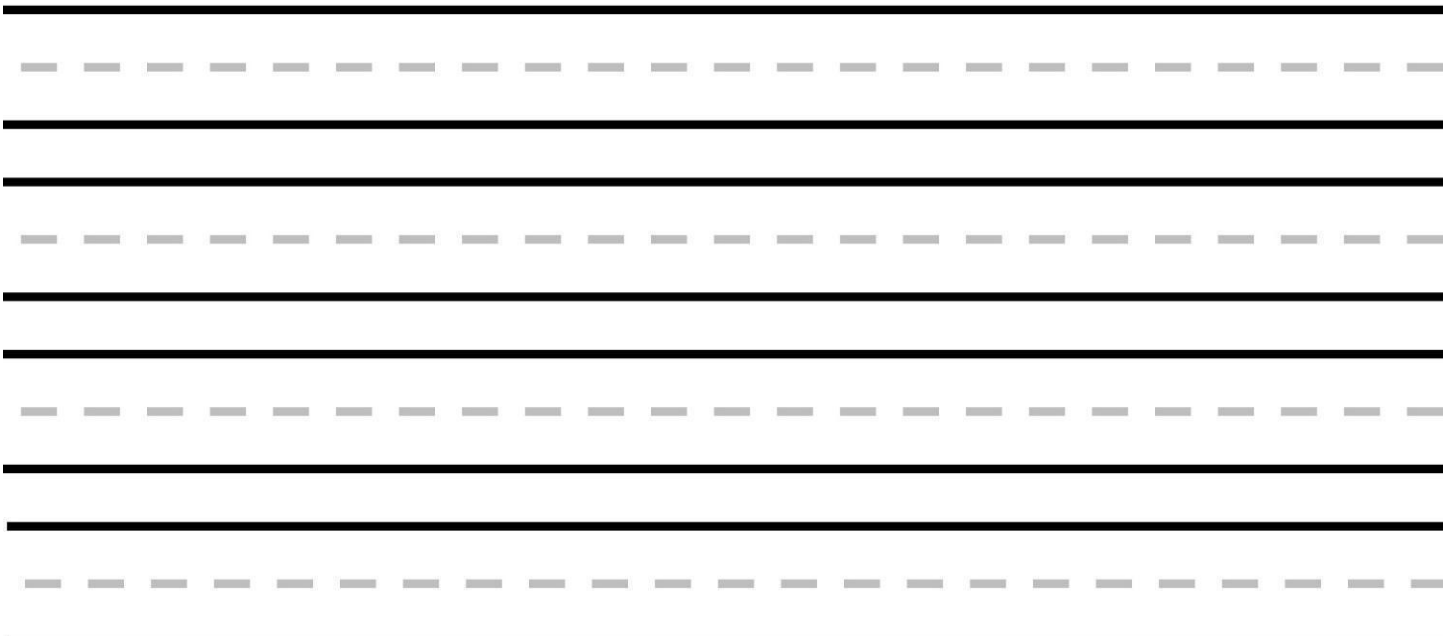
Parent's Signature: _____

Rising Kindergarten Summer Reading 2023

1. Draw your favorite character or your favorite scene from the book in the box below. Don't forget to use realistic colors and color with perfect execution like a hard-working kindergartener! [_____/10 points]



***Parents: Ask your child to describe what is happening in the picture above. Write their answer below:**
[_____/15 points]



**Bonus & optional:* If you complete the assignment above and still have time on your calendar allocated to reading-- keep reading! We've provided a table for you to write the titles of all the books you read this summer. Do you think you will run out of lines?



Books I Read with My Family This Summer

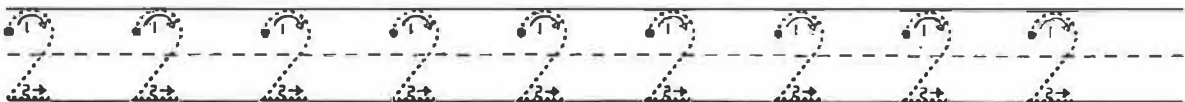
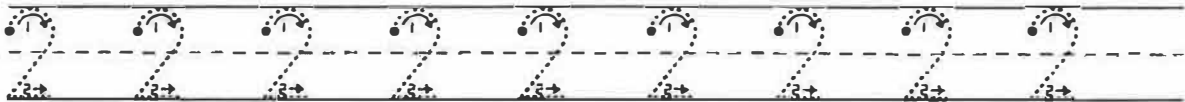
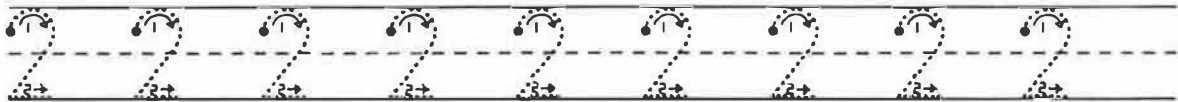
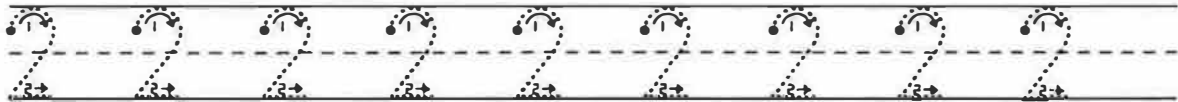
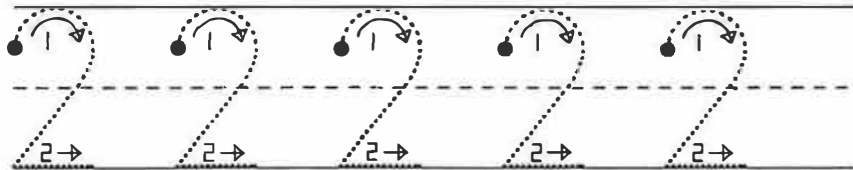
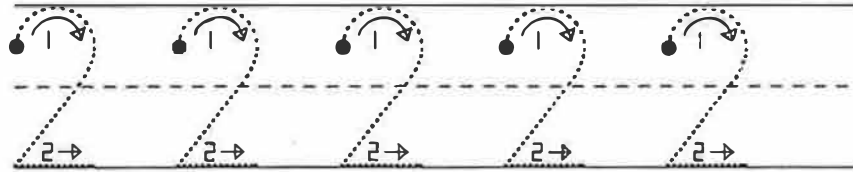
My Name:

Title of Book	Author
1.	
2.	
3.	
4.	
5.	
6.	
7.	
8.	
9.	
10.	
11.	
12.	
13.	
14.	
15.	
16.	
17.	
18.	
19.	
20.	
21.	
22.	

Name: _____

Rocket Writing for Numerals--1

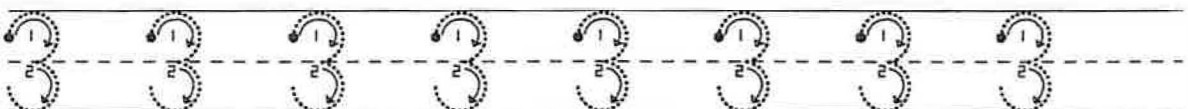
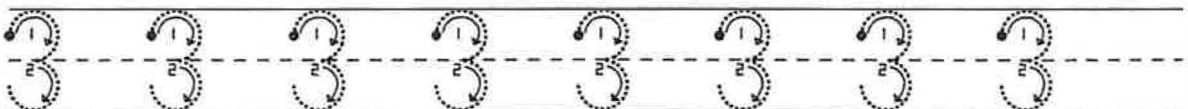
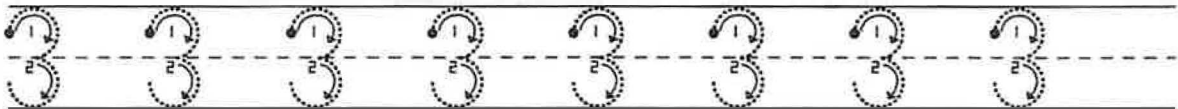
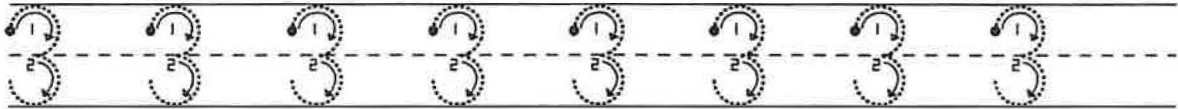
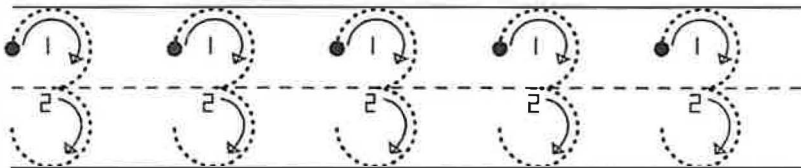
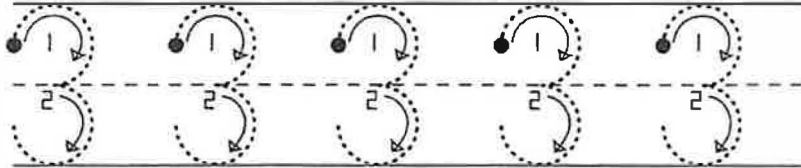
To make a 2: Up, around, down and straight.



Name: _____

Rocket Writing for Numerals--2

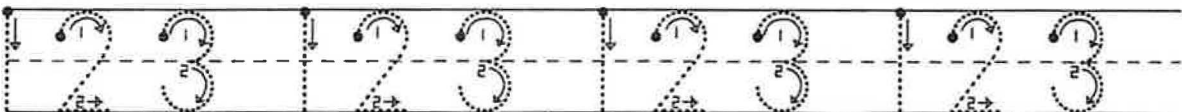
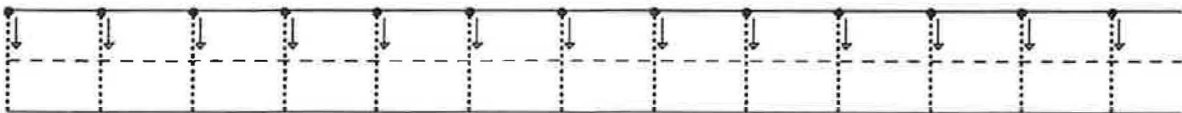
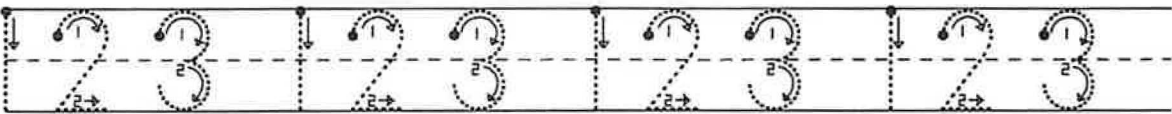
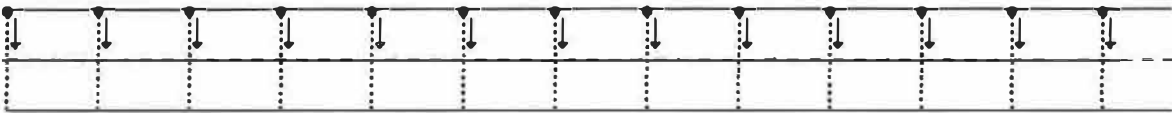
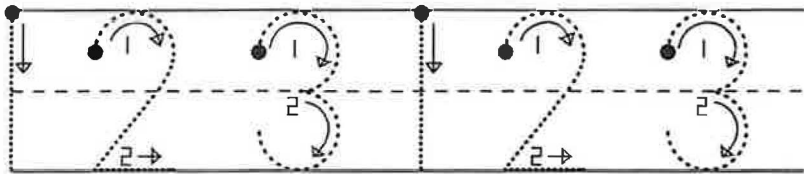
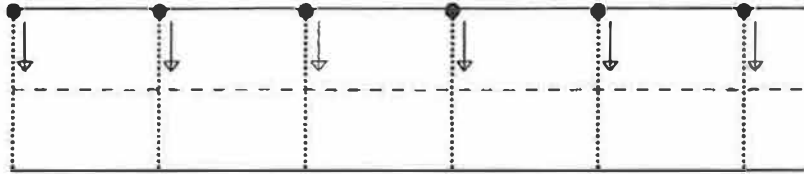
To make a 3: Up, around, around and stop.



Name: _____

Rocket Writing for Numerals--3

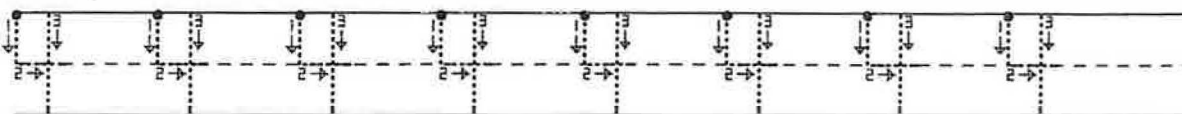
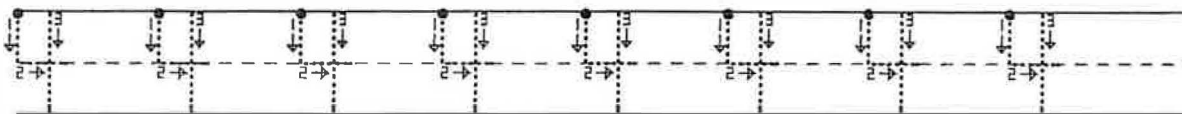
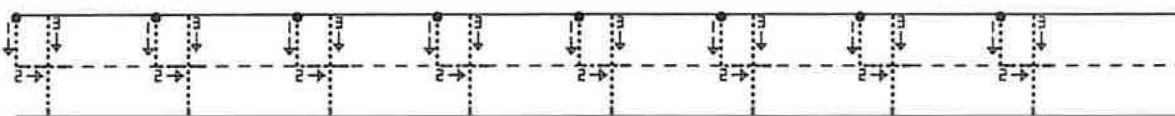
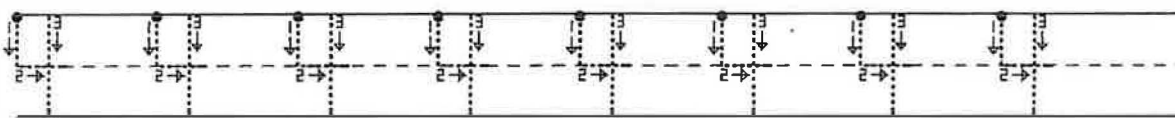
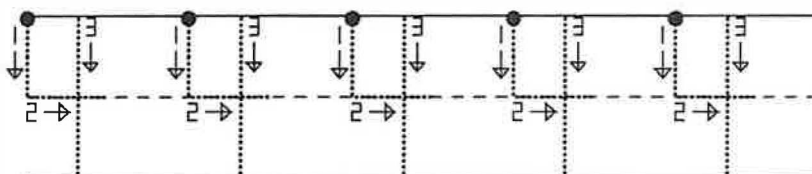
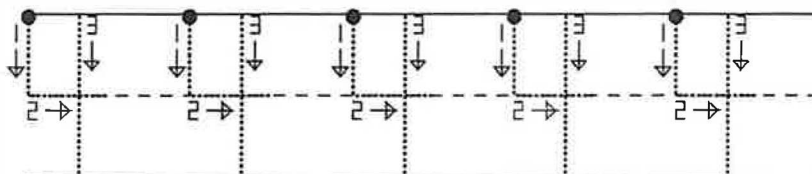
To make a 1: Long line down and stop at the bottom.



Name: _____

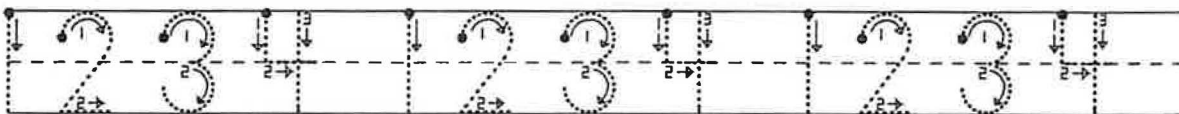
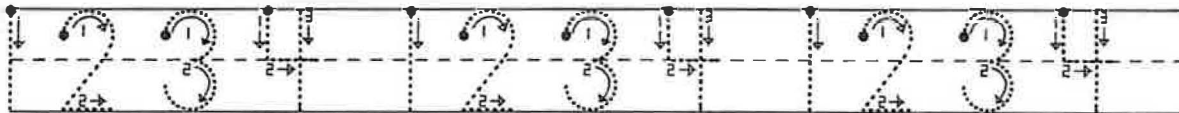
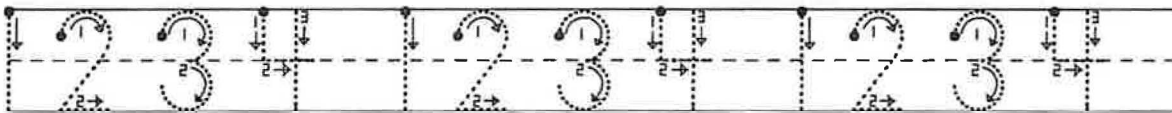
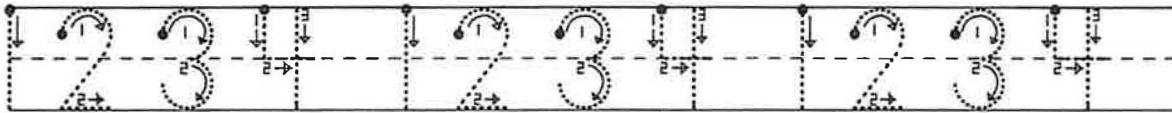
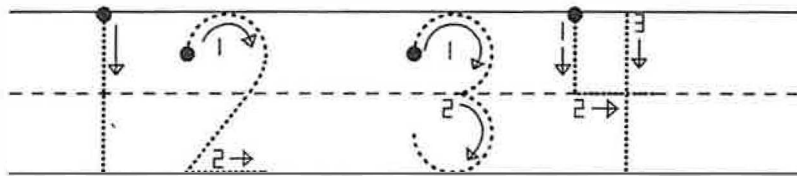
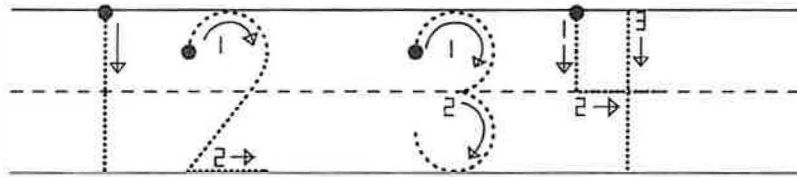

Rocket Writing for Numerals--4

To make a 4: Down, across, long line down.



Name: _____

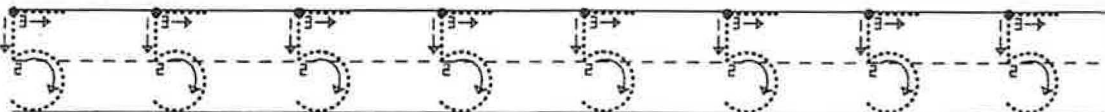
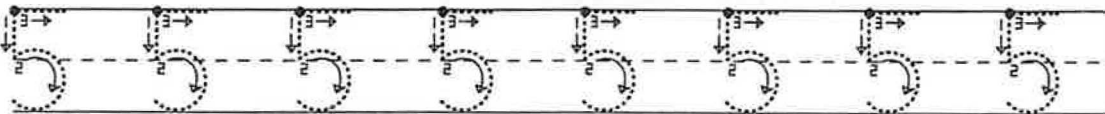
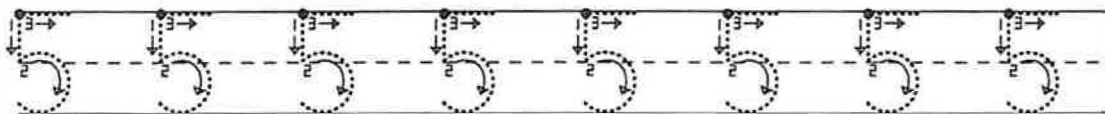
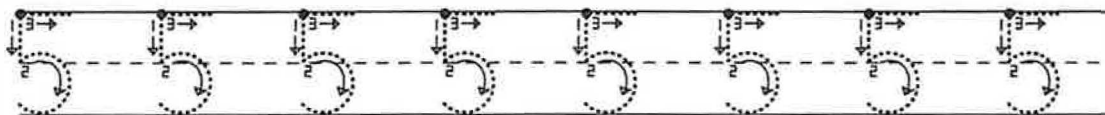
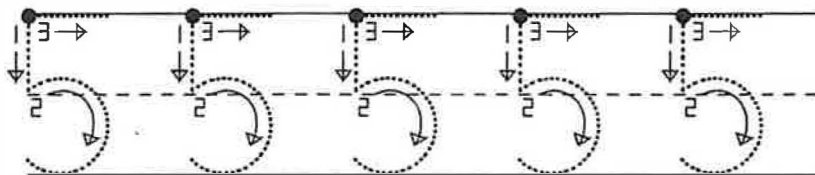
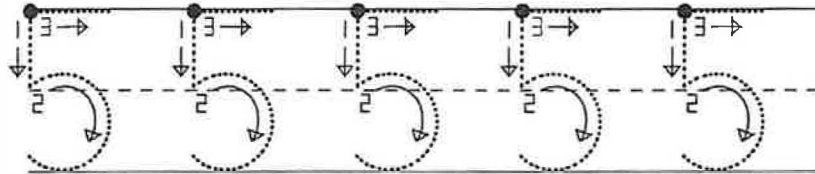
Rocket Writing for Numerals--5



Name: _____

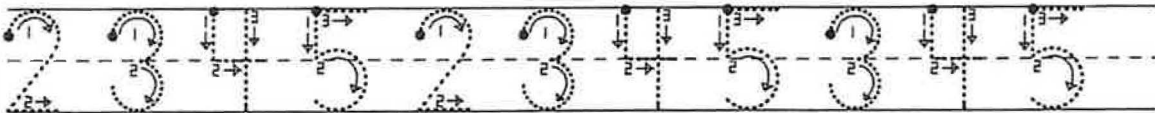
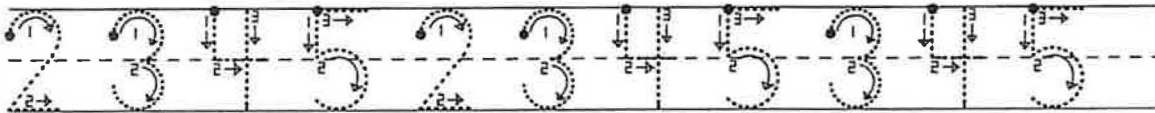
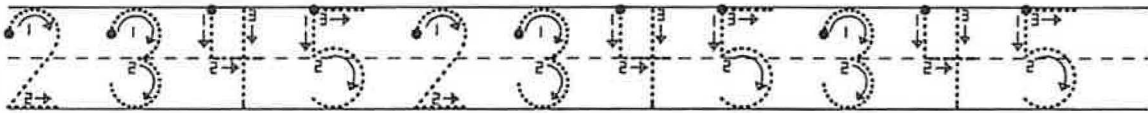
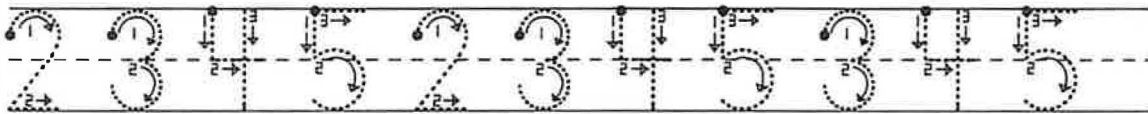
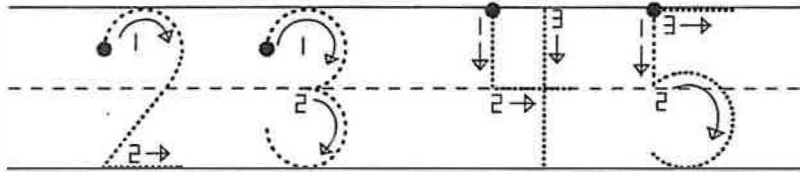
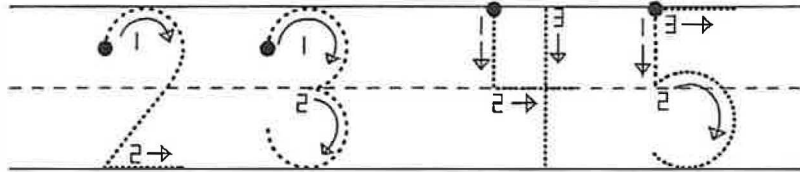

Rocket Writing for Numerals--6

To make a 5: Go down, around and put a hat on it.



Name: _____

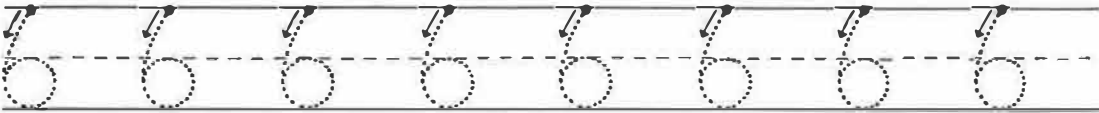
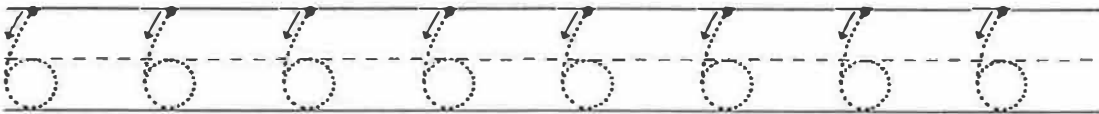
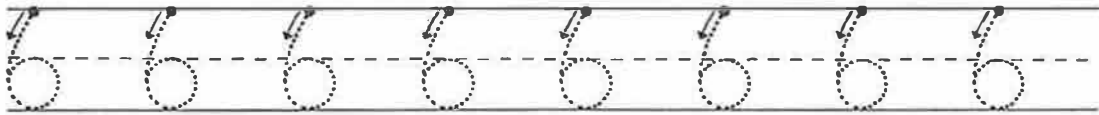
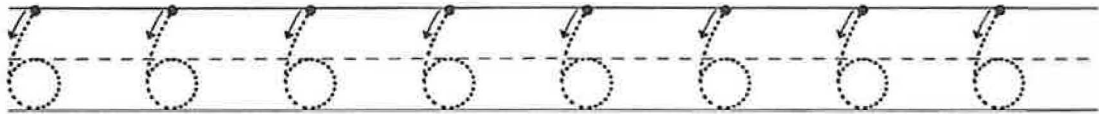
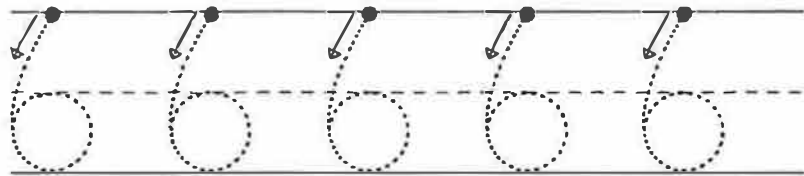
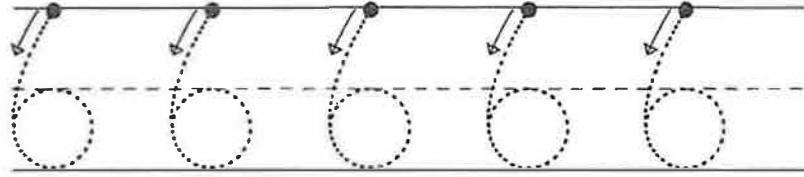

Rocket Writing for Numerals--7



Name: _____ CHAPTER 1 (pages 1-18)

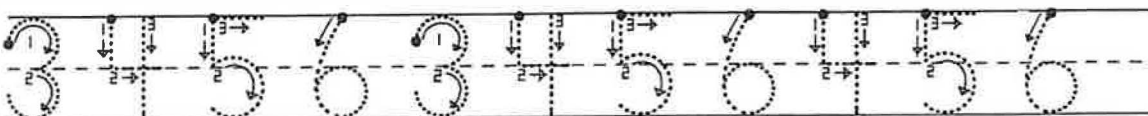
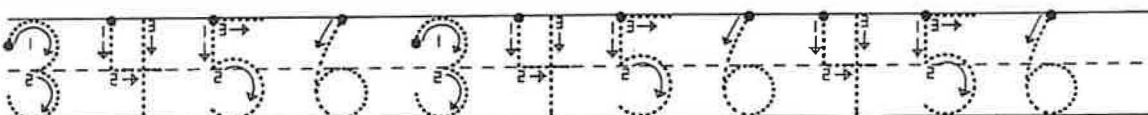
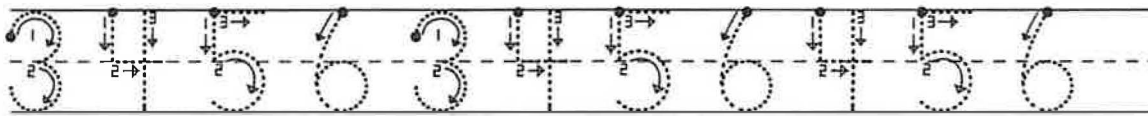
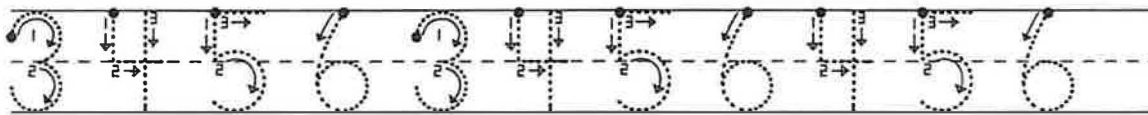
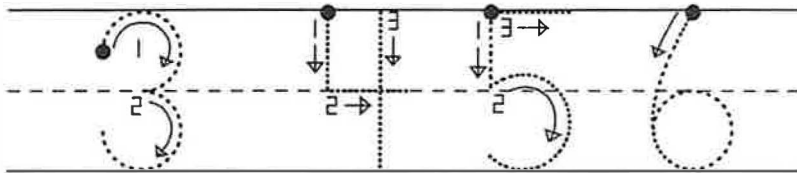
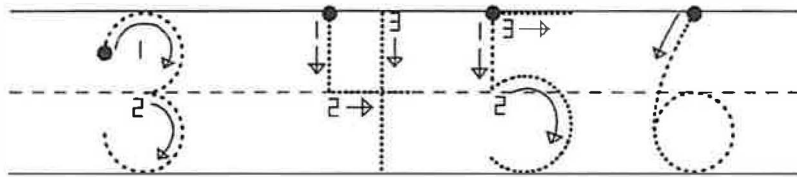
Rocket Writing for Numerals--8

To make a 6: Curve around to the dotted line and
close it up.



Name: _____

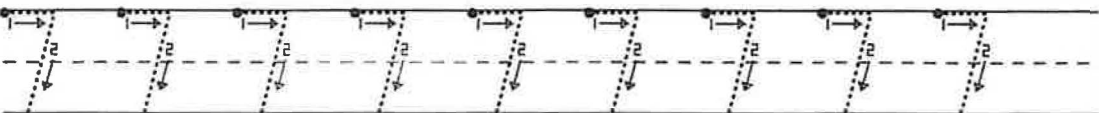
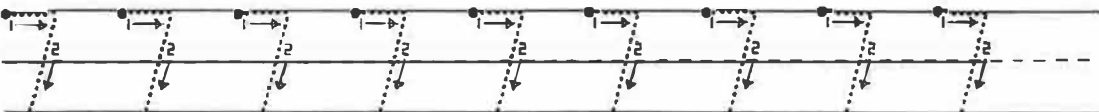
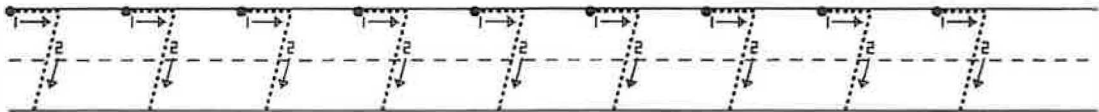
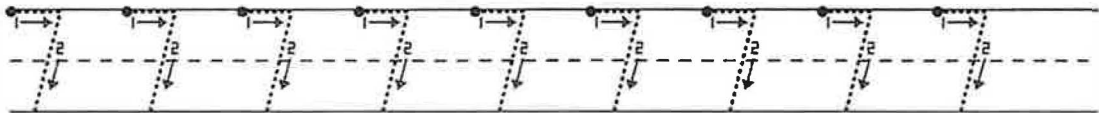
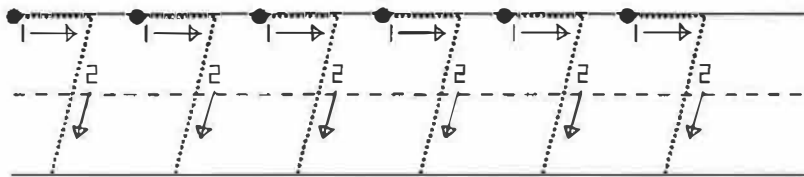
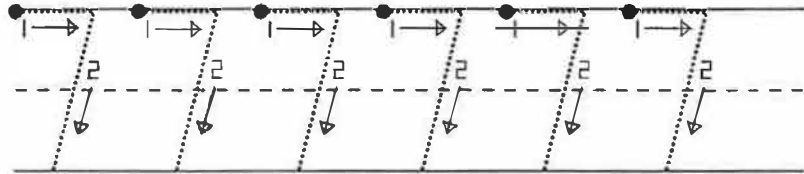
Rocket Writing for Numerals--9



Name: _____

Rocket Writing for Numerals--10

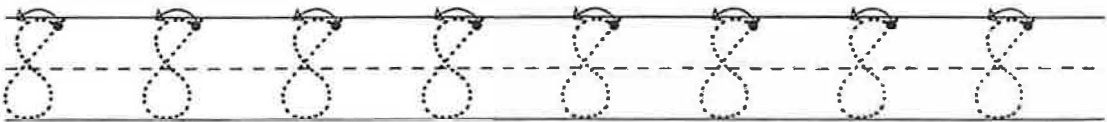
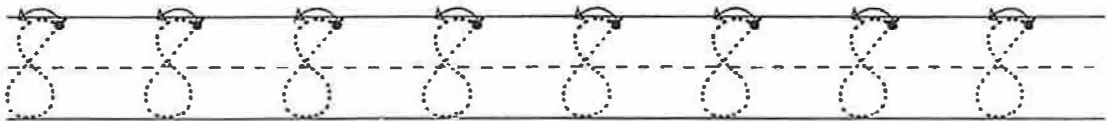
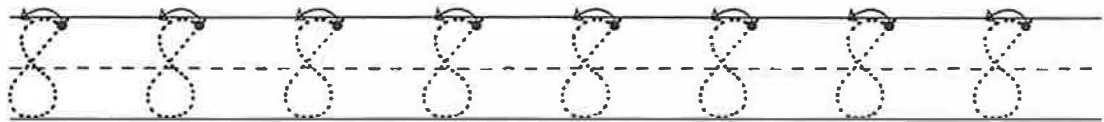
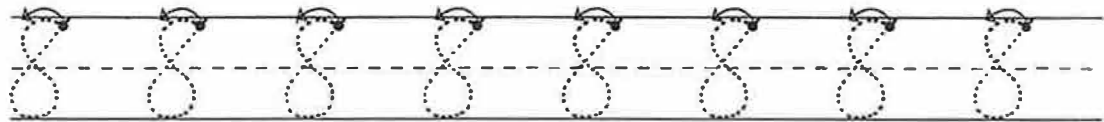
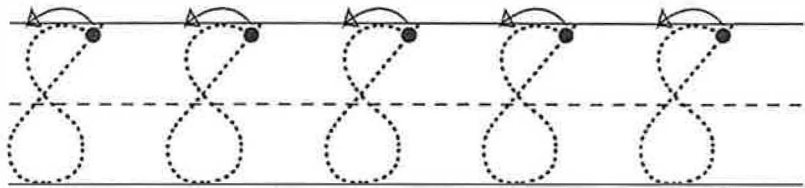
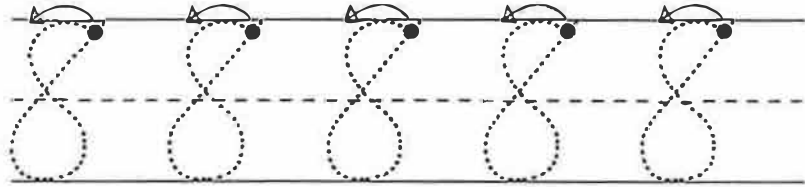
To make a 7: Short line across, long slanty line down.



Name: _____

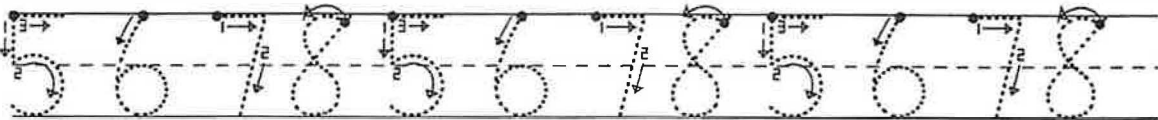
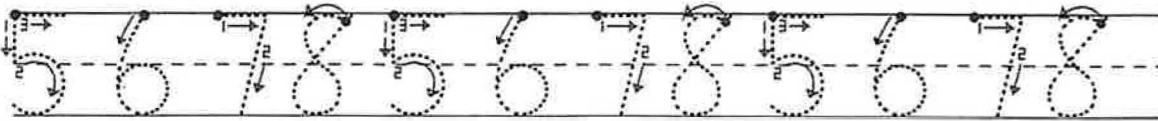
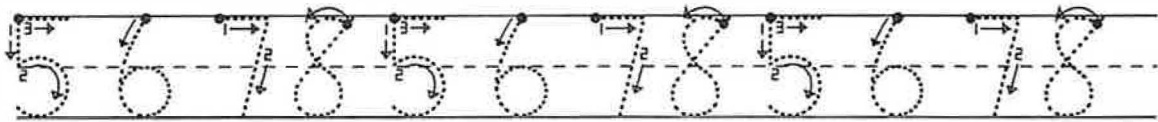
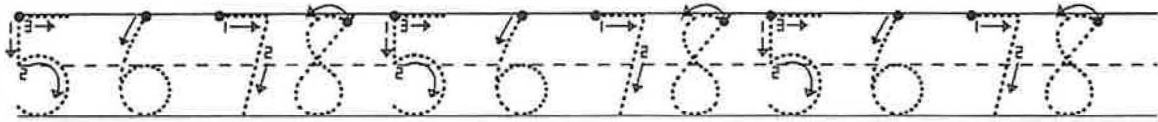
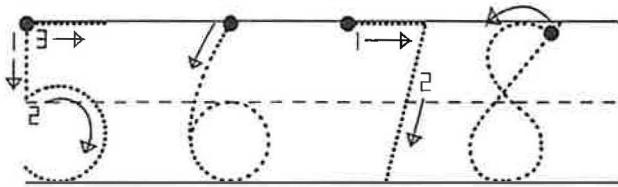
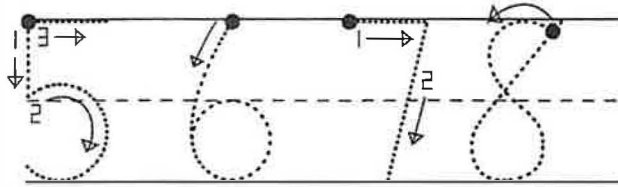

Rocket Writing for Numerals--12

To make an 8: Make an S and cross it closed.



Name: _____

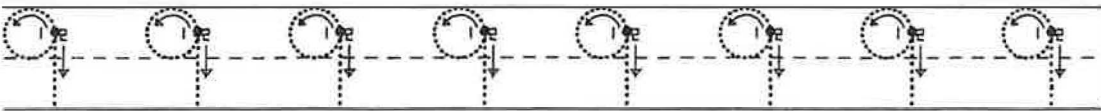
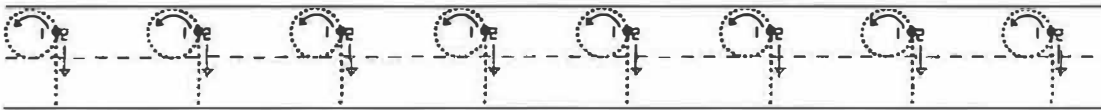
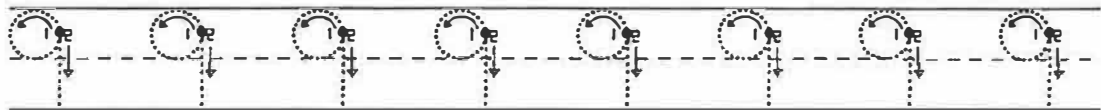
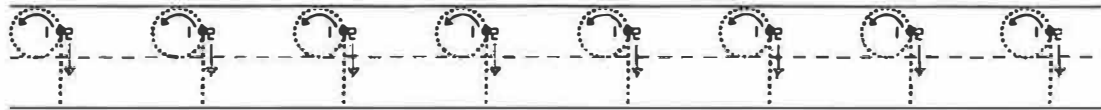
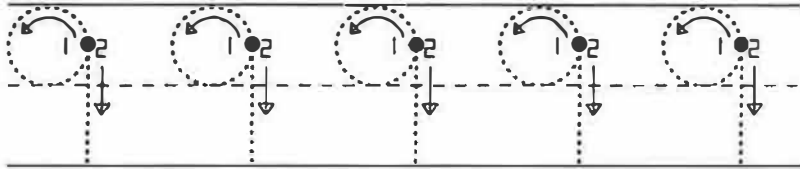
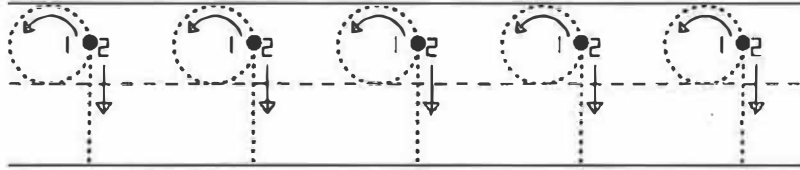
Rocket Writing for Numerals--13



Name: _____




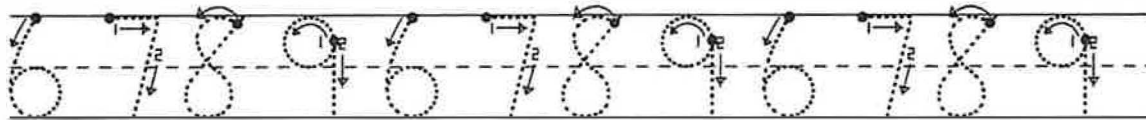
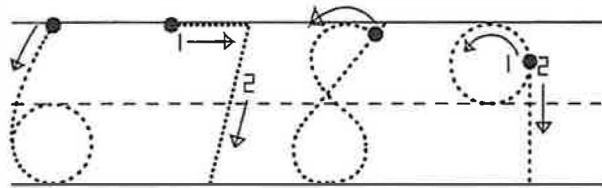
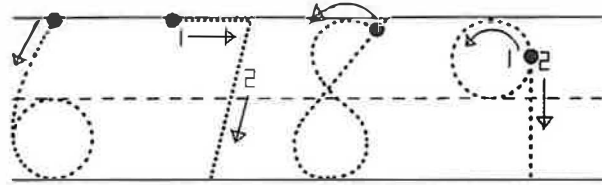
Rocket Writing for Numerals--14

To make a 9: Small circle on top and a long line down.



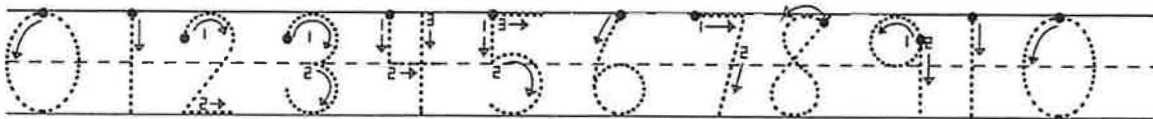
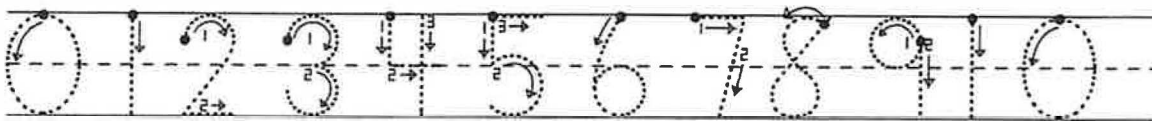
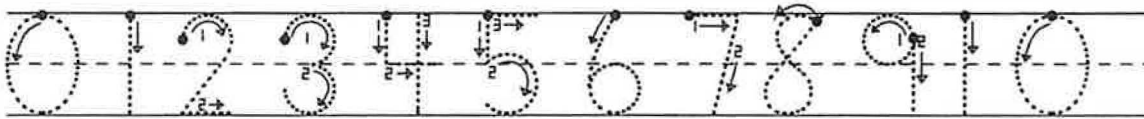
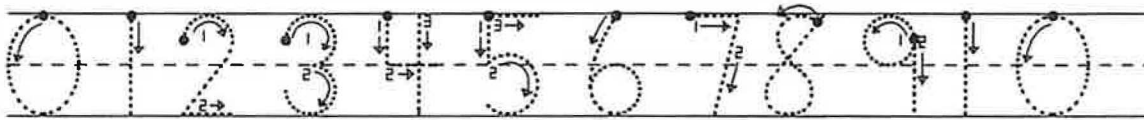
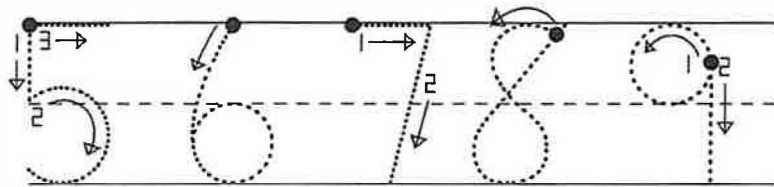
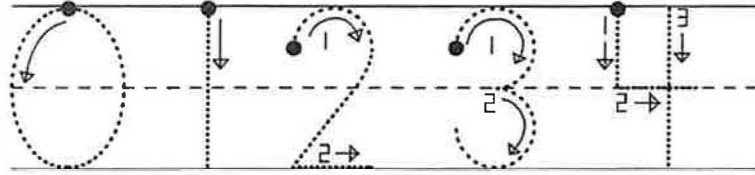

Name: _____

Rocket Writing for Numerals--15



Name: _____

Rocket Writing for Numerals--17











Beginning Numerals Worksheet **D**

Name _____












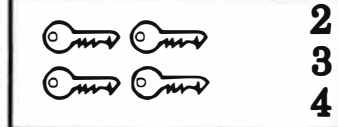



BEGINNING NUMERALS: Two, three, and four

 2 3 4	 2 3 4	 2 3 4
 2 3 4	 2 3 4	 2 3 4

We Do: Touch and count. Start at zero and count each star.



You Do: Count how many are in each box. Then circle the numeral.

 2 3 4	 2 3 4	 2 3 4
 2 3 4	 2 3 4	 2 3 4
 2 3 4	 2 3 4	 2 3 4
 2 3 4	 2 3 4	 2 3 4
 2 3 4	 2 3 4	 2 3 4









© (2019) Rocket Math ®








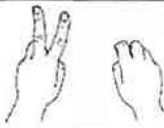











BEGINNING NUMERALS: One through four

 1 2 3 4	 1 2 3 4	 1 2 3 4
 1 2 3 4	 1 2 3 4	 1 2 3 4



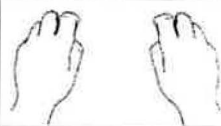



We Do: Touch and count. Start at zero and count each star.



You Do: Count how many are in each box. Then circle the numeral.

 1 2 3 4	 1 2 3 4	 1 2 3 4
 1 2 3 4	 1 2 3 4	 1 2 3 4
 1 2 3 4	 1 2 3 4	 1 2 3 4
 1 2 3 4	 1 2 3 4	 1 2 3 4
 1 2 3 4	 1 2 3 4	 1 2 3 4











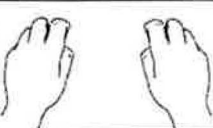

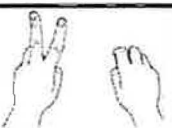
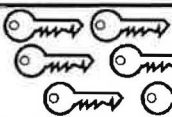

BEGINNING NUMERALS: Zero through six

 <div> 0 1 2 3 </div>	 <div> 3 4 5 6 </div>	 <div> 0 1 2 3 </div>
 <div> 3 4 5 6 </div>	 <div> 0 1 2 3 </div>	 <div> 3 4 5 6 </div>

We Do: Touch and count. Start at zero and count each star.

0        

You Do: Count how many are in each box. Then circle the numeral.













 <div> 0 1 2 3 </div>	 <div> 3 4 5 6 </div>	 <div> 0 1 2 3 </div>
 <div> 3 4 5 6 </div>	 <div> 0 1 2 3 </div>	 <div> 3 4 5 6 </div>
 <div> 0 1 2 3 </div>	 <div> 3 4 5 6 </div>	 <div> 0 1 2 3 </div>
 <div> 3 4 5 6 </div>	 <div> 0 1 2 3 </div>	 <div> 3 4 5 6 </div>
 <div> 0 1 2 3 </div>	 <div> 3 4 5 6 </div>	 <div> 0 1 2 3 </div>



Addition equations

Kindergarten Addition Worksheet









Count the circles. Write the numbers and find the sum.

	+		_____	+	_____	=	_____
	+		_____	+	_____	=	_____
	+		_____	+	_____	=	_____
	+		_____	+	_____	=	_____
	+		_____	+	_____	=	_____
	+		_____	+	_____	=	_____

Adding with pictures

Kindergarten Addition Worksheet

Add the fingers. Write the equation.

 <div>1 + 2 = 3</div>	 <div> + = </div>
 <div> + = </div>	 <div> + = </div>
 <div> + = </div>	 <div> + = </div>
 <div> + = </div>	 <div> + = </div>